




# Question Words


## English Essentials

### - Teacher's Insights -

#### At a Glance

-  60 minutes
-  **A0**, A1
-  question words, asking questions, speaking

#### Preparation

-  0-5 minutes
- Print one worksheet for each student.
- Print the Teacher's Insights or keep them at hand as they contain answers and helpful translations in ES, PT, FR, DE, and CH.

#### Exercise Summary

- Kickoff:** 3 questions students may already know
- Vocabulary Focus I:** introduction to the main question words
- Pronunciation:** say the words out loud
- Vocabulary Focus II:** match words with their use
- Vocabulary Focus III:** fill in the blanks
- Vocabulary Focus IV:** write questions
- Speaking / Writing:** ask and answer questions
- Speaking II:** ask questions about pictures

#### **Kickoff:** Read and answer the questions about you.

① This activity is designed to ask the students three questions that they are probably already familiar with. This will help them to understand the question words later in the class.

1. What is your name?
2. When is your birthday?
3. Where do you live?



#### **Vocabulary Focus I:** Read about question words and their use.

① This activity introduces the nine main question words with pictures to aid memory and examples. Below, you will find useful translations for other languages to help you if your students have almost no previous English knowledge.

We use **question words** to ask questions in English. These words can help us to know more about people, things, places, time, reasons, and more. Each question word has its own use:

**ES:** Usamos palabras interrogativas para hacer preguntas en inglés. Estas palabras pueden ayudarnos a saber más sobre personas, cosas, lugares, tiempo, razones y más. Cada palabra interrogativa tiene su propio uso.

**PT:** Usamos palavras interrogativas para fazer perguntas em inglês. Essas palavras podem nos ajudar a saber mais sobre pessoas, coisas, lugares, tempo, razões e mais. Cada palavra interrogativa tem seu próprio uso.

**FR:** Nous utilisons des mots interrogatifs pour poser des questions en anglais. Ces mots peuvent nous aider à en savoir plus sur les personnes, les choses, les lieux, le temps, les raisons, et plus encore. Chaque mot interrogatif a son propre usage.










**DE:** Wir verwenden Fragewörter, um Fragen auf Englisch zu stellen. Diese Wörter können uns helfen, mehr über Menschen, Dinge, Orte, Zeit, Gründe und mehr zu erfahren. Jedes Fragewort hat seine eigene Verwendung.

**CH:** 我们使用疑问词在英语中提问。这些词可以帮助我们更多地了解人，事，地，时，因，和更多。每个疑问词都有其自己的用途。

# Question Words

## English Essentials

① Read the questions with your students and encourage them to answer where possible.

 <p><b>Who:</b> To ask about people e.g. "Who is your favourite singer?"</p>	 <p><b>Why:</b> To ask about reasons e.g. "Why do you like the summer?"</p>	 <p><b>Where:</b> To ask about places and directions e.g. "Where is your school?"</p>
 <p><b>What:</b> To ask about things e.g. "What is your favourite colour?"</p>	 <p><b>When:</b> To ask about time and dates e.g. "When is your birthday?"</p>	 <p><b>How:</b> To ask about the way things are / people feel e.g. "How are you today?"</p>
 <p><b>Which:</b> To ask about a choice e.g. "Which do you prefer, cats or dogs?"</p>	 <p><b>Whose:</b> To ask about possession e.g. "Whose is this sweater?"</p>	 <p><b>How much / How many:</b> To ask about quantities and amounts e.g. "How much does this cost?"</p>

① Below, you will find translations for the nine question words in Spanish, Portuguese, French, German, and Chinese.

EN	ES	PT	FR	DE	CH
who	quién	quem	qui	wer	谁 (shéi)
why	por qué	por que	pourquoi	warum	为什么 (wèishénme)
where	dónde	onde	où	wo	在哪里 (zài nǎlǐ)
what	qué	o que	quoi	was	什么 (shénme)
when	cuándo	quando	quand	wann	什么时候 (shénme shíhòu)
how	cómo	como	comment	wie	怎么 (zěnmě)
which	cuál	qual	quel	welcher	哪个 (nǎ gè)
whose	de quién	de quem	à qui	wessen	谁的 (shéi de)
how much / how many	cuánto / cuántos	quanto / quantos	combien	wie viel / wie viele	多少 (duōshǎo)

# Question Words

## English Essentials

**Pronunciation:** Repeat the question words with your teacher.

① The question words are often called the “wh-” words as most of them start with “wh”. However, sometimes their pronunciation can be a challenge at first. Remind students of the following

/w/ sound: what, when, where, why, which

/h/ sound: who, whose, how, how much / how many

**Vocabulary Focus II:** Match each question word with the correct use.

① Answer code: 1-c 2-g 3-e 4-b 5-a 6-f 7-d 8-i 9-h

- |                    |                                      |
|--------------------|--------------------------------------|
| 1. Who             | a. Asking about a reason             |
| 2. What            | b. Asking about a place              |
| 3. When            | c. Asking about a person or people   |
| 4. Where           | d. Asking about a choice             |
| 5. Why             | e. Asking about a time or date       |
| 6. How             | f. Asking about a way or feeling     |
| 7. Which           | g. Asking about a thing              |
| 8. Whose           | h. Asking about a quantity or amount |
| 9. How much / many | i. Asking about possession           |

**Vocabulary Focus III:** Fill in the blanks with the correct question word. Use each word only once.

① This activity is a controlled practice to check understanding of the previous explanations.

who	what	when
where	why	how
which	whose	how much

- |                                       |   |
|---------------------------------------|---|
| 1. <b>When</b> is your birthday?      | 6. <b>How</b> do you feel today?                    |
| 2. <b>What</b> is your favorite food? | 7. <b>How much</b> does this hat cost?              |
| 3. <b>Where</b> is the library?       | 8. <b>Which</b> option do you like?                 |
| 4. <b>Who</b> is your best friend?    | 9. <b>Whose</b> is this jacket?<br>(It's not mine!) |
| 5. <b>Why</b> are you late?           |   |

# Question Words

## English Essentials

### Vocabulary Focus IV: Write questions for the sentences below.

① This activity is a semi-controlled practice to continue to check understanding.

Example: I went to the park yesterday. ← Question: **Where** did you go yesterday?

1. The class starts at 8 p.m. ← Question: **When** does the class start?
2. She lives in Paris. ← Question: **Where** does she live?
3. The book is on the table. ← Question: **What** is on the table?
4. She wanted bread from the bakery. ← Question: **Why** did she go to the bakery?
5. I learn English by reading books. ← Question: **How** do you learn English?
6. I saw my sister at the park. ← Question: **Who** did you see at the park?
7. I like the red hat. ← Question: **Which** hat do you like?
8. That is my jacket. ← Question: **Whose** jacket is this?
9. That costs five euros. ← Question: **How much** does this souvenir cost?

### Speaking / Writing: Write six questions you want to ask your partner.

① This activity is a free practice activity. At the point, students should have understood the question words. Students may not be familiar with question structure, so help this with this but keep the focus on the question words themselves. For stronger students, push them to be creative.

Pair up with a classmate. Think about some things you want to know and write the questions down. Remember to use the correct question words when you practice asking your questions. Listen carefully to your partner's questions. Answer in complete sentences.

Example: Where did you go last Sunday? → I went to the beach last Sunday.

1. \_\_\_\_\_
2. \_\_\_\_\_
3. \_\_\_\_\_
4. \_\_\_\_\_
5. \_\_\_\_\_
6. \_\_\_\_\_

# Question Words

## English Essentials

### Speaking II:

### Ask questions about the pictures below.

① This final activity, which you can skip if you do not have time or your students need extra help, encourages students to ask questions about the things they see. Stronger students can use the present continuous. Some example questions are given below.

e.g. How does she feel?

More examples for the first picture: Why is she tired? What is on her bed? Who is she? What is on her computer? Where is she? Whose are those clothes?

Examples for the second picture: Where is he? What is in his hand? What is he doing? What is he cooking? How does he feel? How many tomatoes are there? Why is he smiling?

