




Business Phrasal Verbs

World of Work

- Teacher's Insights -


At a Glance

-  45-60 minutes
-  B1, **B2**
-  12 new phrasal verbs, speaking

Slides Summary

- The slides come in sets of three.
- The **first slide** of each three shows the phrasal verb in context.
- The **second slide** shows the definition of the phrasal verb and three example sentences to give the students context.
- The **third slide** gives a conversation starter question for the phrasal verb.
- There are 12 phrasal verbs in total. At the end, there is an **extra** activity for comparing pictures in case you have extra time.

Preparation

-  0-5 minutes
- Download the presentation and make sure that you can display it correctly.
- Print the Teacher's Insights or open them on a second screen to check the answers as you go along.

This presentation-based business English lesson teaches students 12 new phrasal verbs in context and encourages them to use each.

45-minute lesson: Allow five minutes for everyone to arrive, allow three minutes per phrasal verb, and allow six minutes for any final questions.

60-minute lesson: You can either allow four minutes per phrasal verb, or allow 15 minutes for the extra activity (comparing pictures) at the end.

The answers are below:

1. buckle down: right picture (people working hard)
2. call off: left picture (empty meeting room)
3. wrap up: left picture (people celebrating the end of a project)
4. taken aback: right picture (shocked and surprised man looking at his laptop)
5. lay off: right picture (sad woman leaving her desk with her stuff in boxes)
6. take on: left picture (happy man shaking hands; interviewer is holding his CV/résumé)
7. cut back: left picture (employee does calculations on calculator)
8. follow up: left picture (woman makes phone call with papers in hand)
9. pick up: right picture (we see sales increasing on the graph drawn on the whiteboard)
10. hand out: right picture (lady giving a flyer to someone)
11. close down: left picture (sign saying "Out of Business")
12. open up: left picture (red ribbon is often used in the opening of a new company)

Extra: Go back to any slide with two images. Compare the two images in 150 seconds.

🕒 This exercise is designed to get students to use the phrasal verbs again. They should be saying things like, "Whereas in the left picture, X, in the right picture, X." They could do this activity in pairs.