




Numbers 1 to 20

English Essentials

- Teacher's Insights -


At a Glance

-  20-40 minutes
-  A0, A1
-  numbers 1 to 20

Exercise Summary

- Resource:** an A4 sheet with the numbers 1 to 20
- Memory Game:** numbers cards to be printed twice, cut out, and placed face down on the table
- Bingo:** bingo cards to be cut out and distributed to students

Preparation

-  5-15 minutes
- Print one resource for each student.
- If you wish to play the memory game or bingo, you will need to print and cut out the cards beforehand.

Resource:

This is a basic resource with the numbers 1 to 20. Please use this resource as you require.

Memory Game:

This is a copy of the instructions offered on the Memory Game worksheet.

1. Print out two copies of the Memory Game worksheet.
2. Cut along the black lines to make numbers cards. You should have two of each number.
3. Mix the cards together and then lay them out on the table.
4. Get the students to pick two cards. Turn them over to reveal them.
5. If students find a match, they win the cards. If the cards are different, turn them back over.
6. Repeat steps 4 and 5 until there are no cards left.
7. The winner is the student or team with the most cards at the end of the game.

Bingo Cards:

This is a copy of the instructions offered on the Memory Game worksheet.

- Each student must have a bingo card.
 - You can print and cut out the bingo cards below or ask students to make them.
 - If students make their own, they must not repeat any numbers on their card.
- Call out the numbers, one at a time.
- If a student has the number this is called out on their card, they can cross it out.
- The first student to cross out a line of four (horizontal, vertical, or diagonal) shouts "Line!".
- The first student to cross out all the numbers on their card and shout "Bingo!" wins.