




Money Matters: Financial Phrasal Verbs


Easy Money

- Teacher's Insights -

At a Glance

-  60-90 minutes
-  **B2, C1**
-  phrasal verbs & speaking

Preparation

-  0-5 minutes
- Print one of each worksheet for each student.
- Print the Teacher's Insights or keep them at hand as they contain the answers to the exercises.
- For a **flipped classroom** approach, hand out the Preparatory Worksheet well in advance.

Exercise Summary

Preparatory Worksheet

Vocabulary Introduction: select the correct definition for ten phrasal verbs from three options

Gap Fill: fill the sentence gaps

Main Worksheet

Kickoff: think of words related to the verb 'spend'

Vocabulary Game: play a vocabulary game with the ten phrasal verbs from the Preparatory Worksheet

Quiz Creation: create a quiz in groups; this exercise can also be assigned as homework

Speaking: complete sentences with missing prepositions, then ask and answer the questions

Extra: use any extra time for a role-play activity

Flipped Classroom

① This lesson plan is made up of two worksheets, the Preparatory Worksheet and the Main Worksheet, so that it can optionally be taught using the flipped classroom approach.

A flipped classroom is where you, as an ESL teacher, give your students materials to study at home first. Then, in class, instead of teaching new content, you help students understand and use what they learnt at home through activities and discussions. It makes class time more interactive.

Preparatory Worksheet

①  20-30 minutes

Vocabulary Introduction: Identify the correct definition for each phrasal verb.

① This exercise introduces phrasal verbs related to money matters. Students read each sentence and then choose the correct definition from the three options. Learning through context improves retention and encourages students to use these verbs appropriately.

① Remember that 'sbd' means 'somebody' and 'sth' means 'something'

Read each of the sentences. Take note of the underlined phrasal verb, and then read the three possible definitions. Choose which of the definitions best fits the phrasal verb by context.

1. We all **chipped in** to buy John a really nice gift for his birthday.

cheat sbd. into paying too much

return borrowed money

contribute money towards

Money Matters: Financial Phrasal Verbs

Easy Money

2. Sure, I'll lend you a tenner, but you have to **pay it back!**

return borrowed money	keep money to spend in the future	live with just enough money
-----------------------	-----------------------------------	-----------------------------

3. I'm sorry, but I'm not going to give you the money to buy a car. You'll just have to **save up!**

keep money to spend in the future	sell all of sth.	finish paying money you owe
-----------------------------------	------------------	-----------------------------

4. I've just seen the same television I bought 90€ cheaper in another shop. I think they **ripped me off.**

keep money to spend in the future	cheat sbd. into paying too much	spend less
-----------------------------------	---------------------------------	------------

5. Alex and Sam only earn enough to **get by.** Alex is hoping for a raise, though.

spend a lot of money on	sell all of sth.	live with just enough money
-------------------------	------------------	-----------------------------

6. We only have three payments left until we've **paid off** our loan! Then, we'll be totally debt free.

contribute money towards	compare prices in different places	finish paying money you owe
--------------------------	------------------------------------	-----------------------------

7. I'm not sure it's such a good idea to **splash out** on a new phone just before your work contract ends.

finish paying money you owe	spend a lot of money on	return borrowed money
-----------------------------	-------------------------	-----------------------

8. I'm not getting a Christmas bonus this year, so we'll have to **cut back** on the presents.

cheat sbd. into paying too much	contribute money towards	spend less
---------------------------------	--------------------------	------------

9. You should really **shop around** before buying it. You might find it cheaper somewhere else.

compare prices in different places	spend less	live with just enough money
------------------------------------	------------	-----------------------------

10. I'm so upset that the tickets to the concert have **sold out.** I really want to go!

compare prices in different places	sell all of sth.	spend a lot of money on
------------------------------------	------------------	-------------------------

Gap Fill: Put the phrasal verbs in the gaps. You may need to conjugate them.

ⓐ This activity checks students' understanding of the phrasal verbs as students need to use them in a new context. Remind students that the verb tense may change based on the sentence context; this is to 'conjugate' the verbs.

pay back	chip in	save up	cut back	get by
pay off	rip off	splash out	shop around	sell out

1. It will feel really good once we have **paid off** all our debts.
2. That shop charges far too much money and **rips off** all its customers.
3. It's quite usual for popular concerts to **sell out** very fast.

Money Matters: Financial Phrasal Verbs

Easy Money

4. For most people it's necessary to [save up](#) to buy the latest mobile phone.
5. In this city, life is so expensive that it's hard to [get by](#) on the average salary.
6. Don't buy the first one you see! You should [shop around](#) first.
7. Have you [paid back](#) the money you owed your mum?
8. I'm having trouble making ends meet but I really don't know where to [cut back](#).
9. I just got my Christmas bonus! I think I'm going to [splash out](#) on some clothes.
10. How much is everyone going to [chip in](#) for John's birthday present?

Main Worksheet

ⓘ ⌚ 40-60 minutes

Kickoff: **How many words related to the verb 'spend' can you think of?**

ⓘ This warm-up activity gets students to think about the topic of spending. If you have taught the lesson plan called *Master Your Finances*, your this will be great revision. It encourages them to use prior knowledge of vocabulary related to 'spend'.

Vocabulary Game: **Read the instructions for the game and play it together.**

ⓘ This activity is a fun way to use their new phrasal verbs in context. It also helps them understand how these verbs might be used in real-life situations. Encourage friendly competition to keep the energy high. You may consider a small prize for the winning team.

If there are more than two people, get into pairs or groups. For each box, your objective is to name something that corresponds with the phrase. For example, if your objective was to 'name something that is usually expensive', one answer could be 'a new car'. You may play for the fastest answer, or for the best, or for the highest number of relevant answers.

Your turn! [Name something that...](#)

you chip in to buy	you have to pay back	you have to save up to buy	many people splash out on	you do if you only just get by
you feel good if you pay off	people frequently get ripped off when buying	that causes you to cut back	it's a good idea to shop around for	might be sold out on its day of release

Quiz Creation: **Create a quiz as a group. Try to use the phrasal verbs you have learnt and other financial vocabulary you know.**

Money Matters: Financial Phrasal Verbs

Easy Money

① Creating a quiz together is a fun way to get students to use what they've learnt from a different perspective. This activity can also make excellent homework, especially if you have a shorter class time and have not used the flipped classroom approach.

<i>What is the currency of Japan?</i>	<i>yen</i>	<i>dollar</i>	<i>pound</i>
<i>Which phrasal verb do you use with "loan"?</i>	<i>take out</i>	<i>run up</i>	<i>rip off</i>

Speaking: Complete the questions with the missing prepositions. Then, answer them.

① This activity helps students apply the phrasal verbs in real-life contexts. The gap-fill element means that students will have to think back to the Preparatory Worksheet to find the right prepositions, aiding memory. Encourage students to elaborate on their answers.

1. What's the last thing you splashed out a lot of money on?
2. Do you have something you'd like to pay off soon?
3. What advice would you give to someone who's struggling to get by?
4. Have you ever been ripped off when buying something?
5. What's the biggest thing you've ever saved up to buy?
6. What could you never cut back on?
7. Have you ever managed to buy something that was supposed to be sold out?
8. Are you the type of person who usually pays others back immediately?
9. Whose was the last gift you chipped in for?
10. Have you ever spent an entire day shopping around for something?



Extra Activity: Get students to role-play one of the phrasal verbs.

① If you have extra time, a role-play activity is a great way to use speaking and listening skills while putting today's vocabulary to use.

Split students into pairs and give each pair a scenario where they need to make a financial decision. For example, they might need to chip in for a birthday present, or decide what to cut back on to save some money. Then, get them to role-play the scenario.

Once they are done, they can share their conversations with the group.

Remember to reward students for correct use of the phrasal verbs.